

**VISIT SITE NOW »**

## Electric Cable Deployed Pump with Water Jetting Agitator 4-inches

### MODEL #

**4-inches JPE 4000 Cable Deployed Pump with Jetting Ring**

### OPERATING LEVELS

<b>Min Flow</b>	250 GPM
<b>Max Flow</b>	1200 GPM
<b>Head Range</b>	Up to 200 ft
<b>Discharge Size</b>	4 inches
<b>Suction Size</b>	6 inches
<b>Solids Handling</b>	Solids up to 3 inches
<b>Max Speed</b>	1800 RPM
<b>Percent Solids</b>	Up to 40-70% Solids
<b>CU YD Material HR</b>	75-150
<b>Dredging Depth</b>	Up to 100 ft

### RECOMMENDED SENSORS

Wireless Doppler Flow Meter
RTK/GPS System for precision real-time dredging

### REQUIRED EQUIPMENT TO OPERATE ATTACHMENT

4-inches DAE Slurry hose
Generator and VFD to power a 100 Hp motor

### OPTIONAL EQUIPMENT TO ENHANCE OPERATION OF DREDGE

Doppler Wireless Slurry Flow Meter
Discharge line pressure gauge (0-150 psi)
"Quick Prime" Valve (requires small 24-volt air system)
Pivot mounted discharge hose carrier (adaptable to most machines)
Cable Hung Unit can convert to be compatible with Liner Safe Roller Attachment and Self Cleaning Mud Guard
Recirculation system for pre-mixing applications (requires small 24-volt air system)



\*Typical Deployment Photo. Dredge pumps can be deployed vertically or horizontally. Photos for general guidance. Contact us for further details.

**We pump up to 70% solids, not water.**

**VISIT SITE NOW »**



**Electric Cable Deployed Pump with Water Jetting Agitator 4-inches** is a non-clog pump designed for high solids industrial pumping applications. Our patented pump technology outperforms all centrifugal, vortex and positive displacement pumps in a variety of the most difficult pumping applications. Increase or decrease water flow and adjust jetting pattern to suit your project demands. Available in alternative power options and pump sizes depending on your application.

Available in alternative power options and pump sizes depending on your application.

#### Applications

- Barge Unloading
- Deep Water Dredging
- Mining
- Sand & Agg
- Oil & Gas
- Fly ash & Coal Ash

#### Features and Benefits

- Non-Clog, High Viscosity, High Specific Gravity, High Abrasives, Low pH Pumping Design
- Transport 40-70% Solids
- Ability to pump objects of up to 4-inches in diameter

#### Fluid Pumped

- Sludge
- Slurry
- Drilling Mud
- Mine Tailings
- Grit
- Sand Mixtures

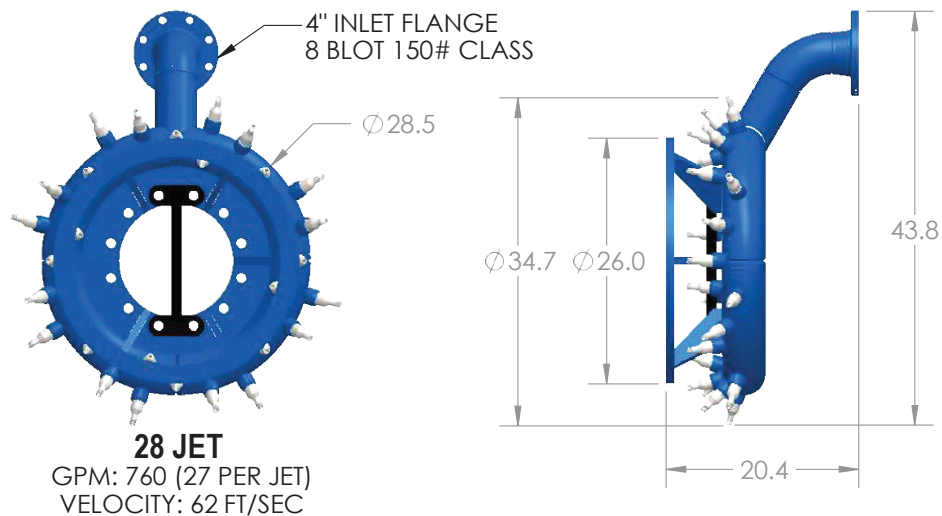
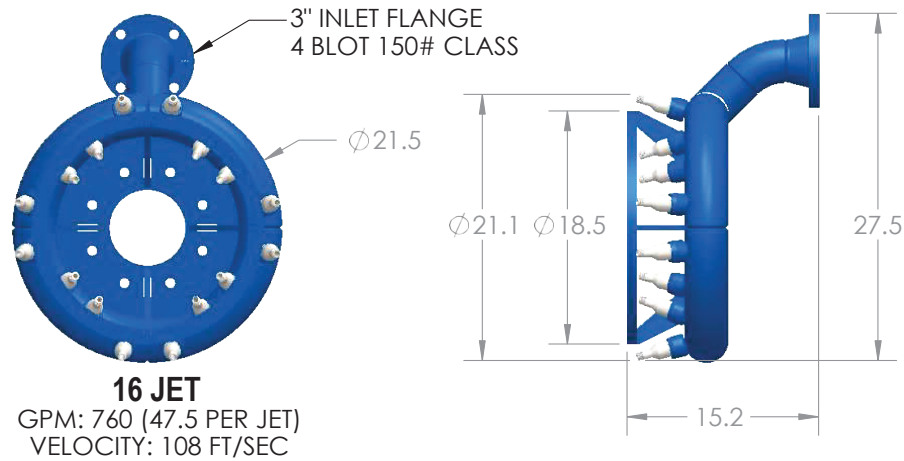
#### GENERAL SPECS

Production: 700-1000 GPM or 75-150 cubic yards of material per hour		
Head with 100 Hp motor	Up to 200 feet	Up to 61 m
Overall Weight (without optional equipment)	3,300 lbs	1,496 kg
Overall Length	133 inches	2.87 m
Overall Height	37 inches	0.94 m
Overall Width with discharge pipe removed	28 inches	0.7 m
Overall Width with discharge pipe mounted (right side)	38 inches	0.97 m
Carrier Weight Range	20-45 tons	18,000-40,000 kg
Standard Jetting Ring Diameter	36 inches	0.91 m
Double seal with Sealed Barrier fluid tank (allow dry run)	3 inches	76.2 mm

**We pump up to 70% solids, not water.**

**VISIT SITE NOW »**

## JETTING RING HEAD SPEC SHEET



\*\*GPM & VELOCITY CALCULATION BASED ON  
4" CENTRIFUGAL WATER PUMP, 760 GPM WITH 81' HEAD



REPLACEMENT  
JETTING NOZZLE

SIZE	JETS	PART #
EXF4K	16	16025
EXF6K, EXF8K, EXF10K	28	12882

The information contained in this drawing is the sole property of Eddy Pump Corporation.  
Any reproduction in part or as a whole without the written permission of Eddy Pump Corporation is prohibited.

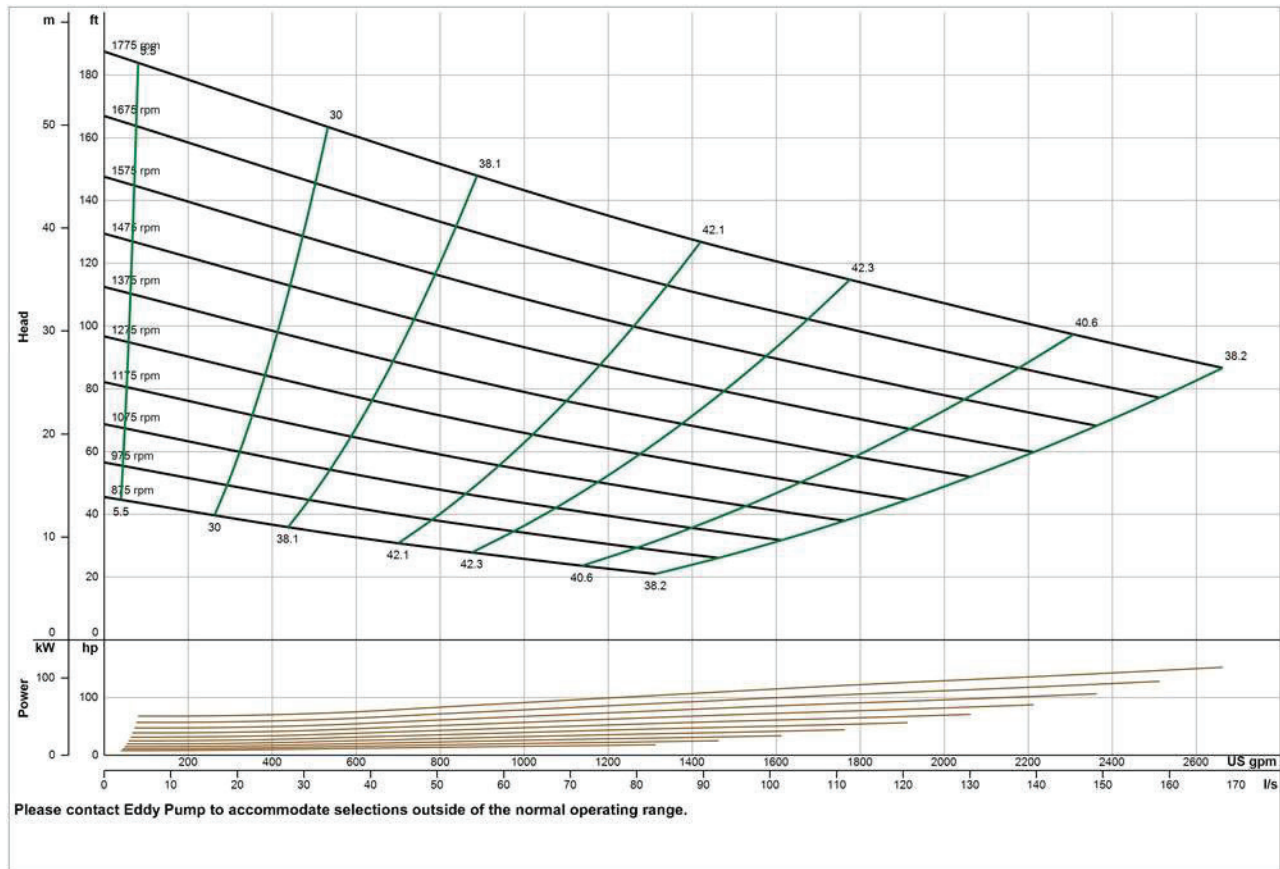
**We pump up to 70% solids, not water.**

**VISIT SITE NOW »**

## PUMP CURVE

A pump curve is a graphical representation of a pump's ability to produce flow against a certain head. The science is matching a curve that is accurate for your project, leading to the proper pump selection and best efficiency. **EDDY Pumps** are primarily used for high solids, slurry, sludge, and dewatering.

### EDDY Pump - Electric Cable Deployed Pump with Water Jetting Agitator 4-inches - Pump Curve



\*General pump curve based on water with 900 RPM motor. Contact us with your specific material for a custom pump curve.

**CONTACT US**



**(619) 258-7020**



**info@EddyPump.com**