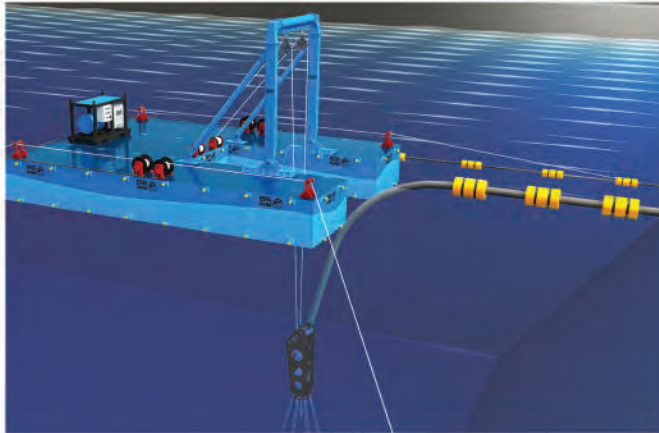


Cable Deployed Dredge




- 1700-2200gpm (Up to 250 yd³ per hour)
- Dredging Depths of up to 1000ft
- Hydraulic or Electric Powered
- 4 to 12-inch Pump Options
- High Pressure Jetting or Open Configurations
- Non-Permit Load and Assembled on the Water
- 5-Wire Positioning

Self-Priming Trailer Units



- Specs For Trailer and Skid Mounted Units
- Electric, Hydraulic or Engine Driven
- Self-Priming
- Automated Controls
- Remote Monitoring Available
- 2 to 12-inch EDDYPumps (100-5000 GPM)



Diver-Operated Pumping System



- 4 to 12-inch Submersible Dredges
- 40-70% solids by volume
- Over 300-ft of suction hose
- Pumping distances over 3500-ft
- Up to three divers running simultaneously

Skid Mounted Units



MADE IN USA

Since 1987


EDDYPump.com

619-258-7020



**Specialty
Dredging Equipment**

EDDY PUMP CORPORATION



The EDDY Pump Powers All Our Equipment

Features

- Non-Clogging
- High Viscosity
- High Abrasives
- Low Maintenance
- Pump 40-70% Solids
- High Specific Gravity
- No Critical Tolerances
- Minimal Downtime

Options

- Various Dredge/Pump Configurations
- Customizable Dredges/Pump Systems
- Electric and Hydraulic Driven
- Various Cutterhead Options
- Remote Operation Capability
- RTK/GPS Precise Positioning and Dredging
- Liner-Safe Operation (Clay, Poly, Concrete, etc)
- Environmentally Safe (Minimal to No Turbidity)
- Easy to Ship and Assemble Worldwide
- Self-Priming Systems Available

EDDY Pump.com

619-258-7020

Excavator Pump Attachment



- 700-5000 gpm (Up to 500 yd3 per hour)
- Dredging Depths of up to 85-ft
- 4-inch, 6-inch, 10-inch 12-inch versions
- Cutterhead for compact material dredging
- Pump 40-60% solids by volume
- Cutterhead and Non-Clog Head Configurations
- Powered Hydraulically off the Excavator or Electrically
- Liner-Safe (Dredge Clay, Poly or Concrete Liners)

EDDY Pump Dredge Services Buy or Rent Equipment

EDDY Pump provides turnkey dredging services and solutions to clients worldwide. Over 25 year's experience completing the toughest dredging projects in the industry. Many of our dredge pump and barge solutions are custom built for the client. We can mobilize our equipment, staff the project and handle material disposal.

EDDY Pump Corporation

EDDY Pump Corporation is an engineering company that manufactures pumps and dredge equipment. Since 1984, we continue to innovate and bring our clients the most breakthrough patented technology and service the industry has to offer. We remain 100% American made and engineered.

EDDY Pump technology harnesses the power of a tornado into fluid dynamics, creating a synchronized eddy current. This allows the EDDY Pump to handle high concentration of abrasive slurries with less downtime, clogging and spare part costs. Saving you money.

Remote-Operated Subdredge



- 700-5000 gpm (Up to 500 yd3 per hour)
- Dredging Depths of up to 1000ft
- Liner Safe Dredging (Clay, Poly, Concrete, etc)
- Hydraulic or Electric Driven
- Various Power Sources (ex. Skid Steer)
- Cutter-Head and Non-Clog Head Configurations
- Remote-Operated Unmanned Operation
- 4800lbs or larger for larger pumps
- 172" long x 62" wide x 60" tall
- Pump 40-60% solids by volume

We Pump Solids Not Water

HPU Excavator Attachment Combo

